


Accessories



IPL, Hydro-Gear Transaxle, 2002-03, 106 28 67-61

Modell 323-0510

Hydro-Gear Transaxle

Spare parts

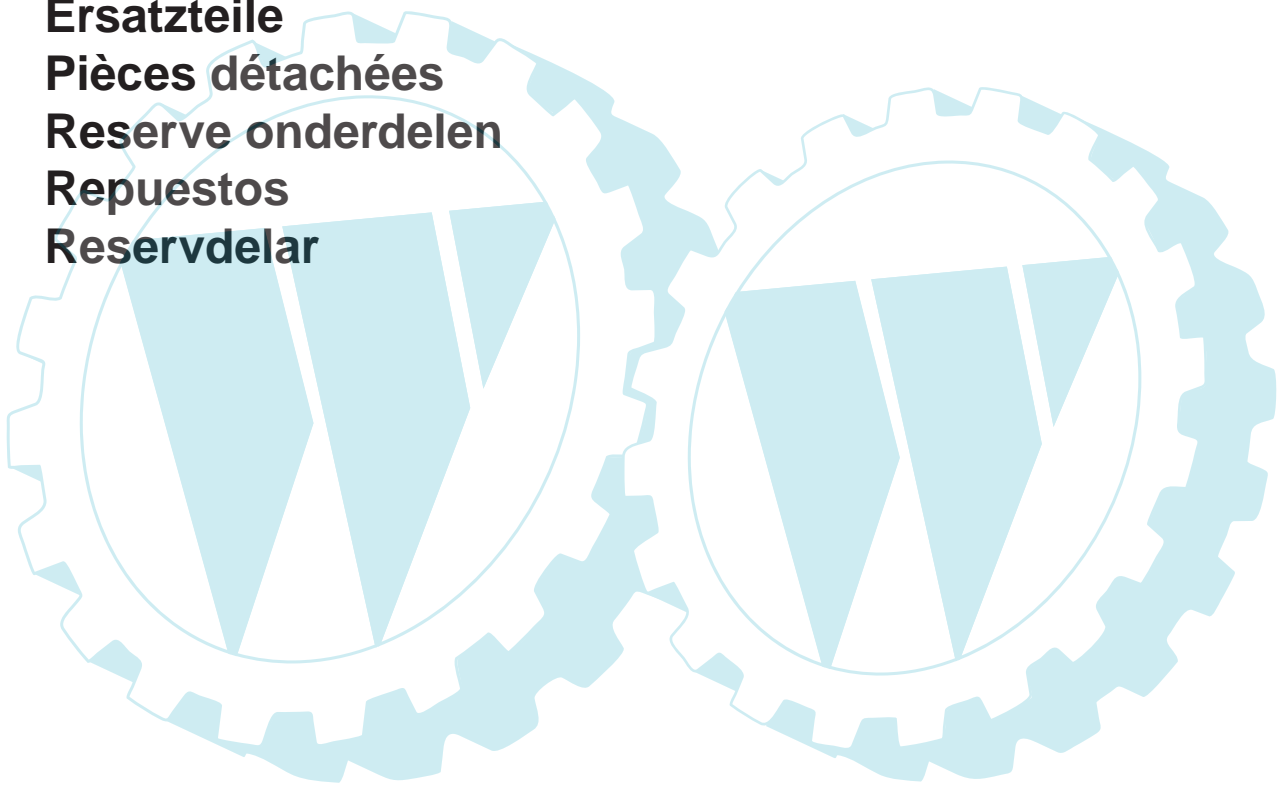
Ersatzteile

Pièces détachées

Reserve onderdelen

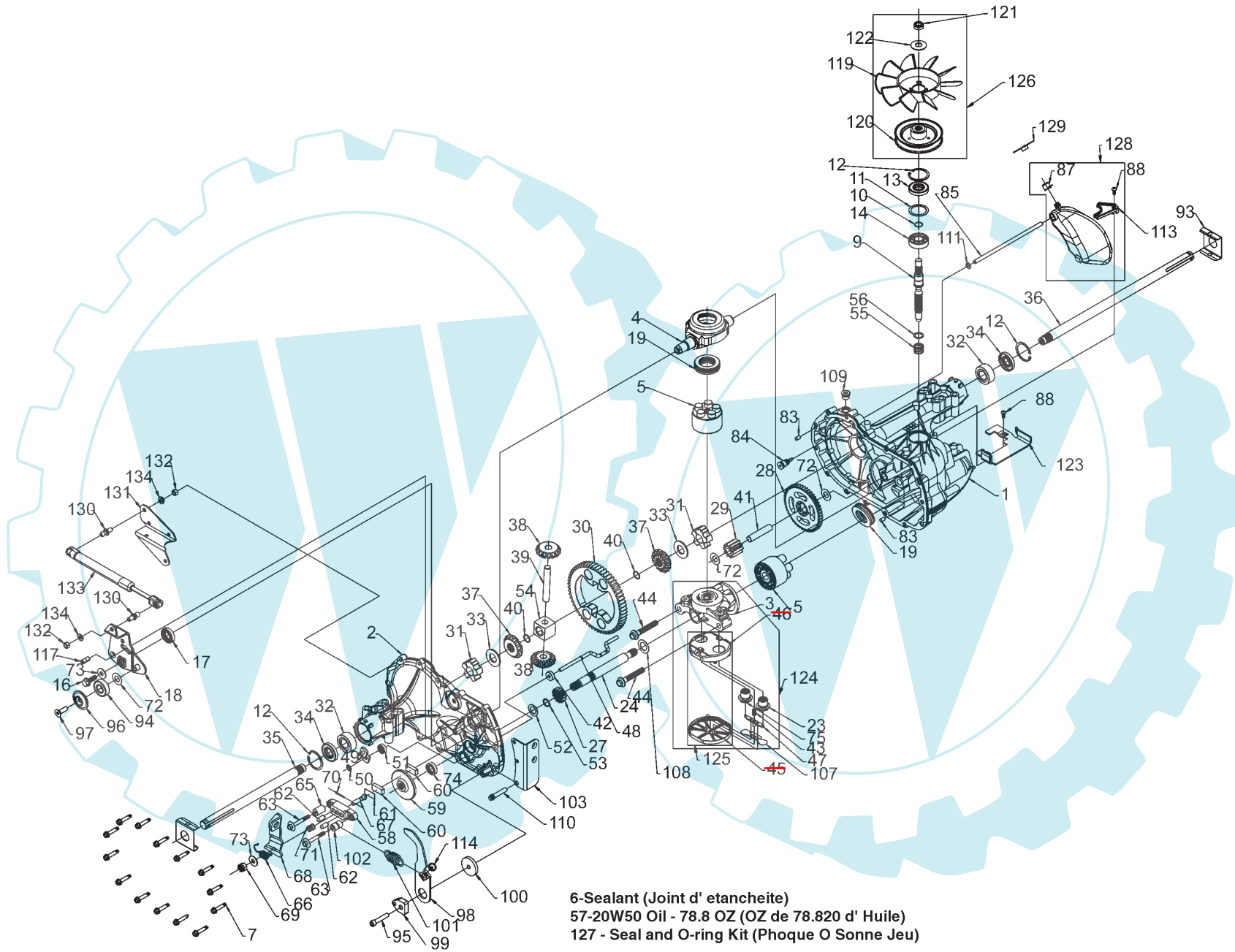
Repuestos

Reservdelar



106 28 67-61

HYDRO-GEAR TRANSAXLE - - MODEL NUMBER 323-0510



HYDRO-GEAR TRANSAXLE - - MODEL NUMBER 323-0510

KEY NO.	PART NO.	DESCRIPTION	KEY NO.	PART NO.	DESCRIPTION
1	532 17 03-51	Main Housing, Assembly	68	532 17 87-82	Arm, Brake
2	532 17 03-52	Side Housing, Assembly	69	532 17 04-15	Slotted Hex Nut 5/16-24
3	532 17 03-53	Center Section, Assembly	70	532 17 04-16	Cotter Pin 3/32 X 3/4
4	532 17 03-54	Swashplate, Trunion Machined	71	532 17 04-17	Compression Spring Brake Anti- Drag
5	532 16 98-98	Block - Assembly	72	532 17 04-18	Washer, Ht .5 I.D. X 1 O.D. X .032
6	532 17 03-55	Sealant 10.5 Oz	73	532 14 28-84	Flat - Washer 11/32 I.D. X 7/8 O.D
7	532 17 03-56	Hex Flange Screw 1/4-20 X 1.25	74	532 17 04-19	Oil Seal .625 X 1.0 X .25
8	532 17 03-57	Stud, 5/16-24 Hex Double End	75	532 17 04-20	Check Plug Assembly, .027, Washer
9	532 17 03-58	Shaft, Input	76	532 17 04-21	Stud, 5/16-24 Friction Pack
10	532 17 03-59	Ring - Retaining	77	532 17 04-22	Puck, .330 X 1.50 X .0975
11	532 17 03-60	Spacer	78	532 14 29-69	Spring, Helical Comp
12	532 16 98-70	Ring - Retaining	79	532 14 29-80	Spacer
13	532 17 03-61	Seal, Lip .67 X 1.58 X .276	80	532 15 07-78	Hex Lock Nut 5/16-24Unjif (Nylon Insert)
14	532 16 98-69	Ball Brg 17mm Id X 40mm Od X 12mm	81	532 17 04-23	Wedge, Friction Pack
16	532 17 03-62	Hex Flange Head Screw 5/16- 24X0.75	82	532 17 04-24	Clip, Washer .316x1.50x.1046 (Plated)
17	532 17 03-63	Lip Seal 18 X 32 X 7	83	532 16 11-68	Pin, Standard Headless
18	532 17 87-81	Arm, Control	84	532 17 04-25	Fitting, 5/16 Sae 5/32 Tube
19	532 15 07-71	Bearing, 30x52x13 Thrust	85	532 17 04-26	Hose, Expansion Tank
23	532 17 03-65	Check Plug Assembly, Washer	87	532 14 29-17	Cap - Poppet Valve
24	532 17 03-66	Shaft, Motor	88	532 17 04-29	Bolt, Self Tapping 10-32 X 1/2
27	532 17 03-67	Gear - Pinion, 13t	90	532 17 04-30	Puck, Inner Wedge
28	532 17 03-68	10t/48t Gear	93	532 17 04-31	Spring Clip - Housing Thrust
29	532 17 03-69	Gear, 10t Jackshaft	94	532 17 87-83	Bearing, Ball
30	532 17 03-70	60t Bull Gear	95	532 17 87-84	Screw, Socket Head Cap 5/16- 24X1-1/2
31	532 17 03-71	Sleeve Bearing .75 X 1.575 X .625	96	532 17 87-86	Spacer, Locating
32	532 17 03-89	Sleeve Bearing(Outboard) .75x1.750x.625	97	532 17 87-87	Screw, SFHCS 5/16-18 X1
33	532 14 29-91	Washer, 3/4 Id X 1-1/2 Od X .13Thk	98	532 17 87-89	Arm Return
34	532 17 03-90	Lip Seal Axle Seal	99	532 17 87-92	Puck, Adjusting
35	532 17 03-91	Shaft, Axle .75 X 11.39 (Key, R.H.)	100	532 17 87-93	Washer, .24 ID X 1.60 OD X .239
36	532 17 03-92	Shaft, Axle .75 X 16.99 (Key, L.H.)	101	532 17 87-94	Spring, Extension
37	532 15 07-92	Miter Gear (Splined)	102	532 17 87-95	Spacer .260 ID X .560 OD X .870
38	532 15 07-93	Miter Gear 15t (0.5 Id)	103	532 17 87-96	Bracket, Torque
39	532 15 08-09	Shaft	107	532 17 04-32	Deflector
40	532 17 03-93	Ring, Spiral Retaining	108	532 17 04-33	Washer, Motor Shaft .71idx1.150dx.030thk
41	532 17 03-94	Pin, Jackshaft	109	532 17 04-34	Plug, Sae #6
42	532 17 03-95	Magnet, Ring	111	532 17 04-35	O-Ring .07 X .301 I.D.
43	532 17 03-96	Spring, Bypass	113	532 17 04-37	Bracket, Support Expansion Tank
44	532 15 07-97	Hydro Mtg Screw 3/8-24 X 2.5 Long	114	532 17 87-97	Spring
45	532 17 03-97	Filter	116	532 17 04-38	Silicon Sponge
46	532 17 03-98	Base, Filter	117	532 17 87-99	Pin, Spring
47	532 17 03-99	Actuator, Bypass	119	532 17 04-39	Fan, 7 In.
48	532 17 04-00	Rod, Bypass Actuator	120	532 17 04-40	Pulley
49	532 17 04-01	Arm, Bypass	121	532 17 04-41	Hex Lock Nut 1/2-20 (Nylon Insert)
50	532 17 04-02	Retaining Ring .250 External	122	532 17 04-42	Washer, Belleville
51	532 17 04-03	Seal, Lip .741 X .250 X .250 Tc	123	532 17 88-00	Belt Keeper
52	532 17 04-04	Flat Washer, 5/8 Id X 1.0 Od X .05 Thk	124	532 17 04-44	Center Section-Filter-Bypass Assembly
53	532 17 04-05	Retaining Ring	125	532 17 04-45	Filter Assembly
54	532 17 04-06	Bearing, Center Block	126	532 17 04-46	Fan - Pulley Service Assembly
55	532 14 29-77	Spring - Helical Compression	127	532 17 04-47	Seal - O-Ring Kit
56	532 14 29-78	Washer	128	532 17 31-65	Kit, Expansion Tank
57	532 15 07-98	20w-50 Oil	130	532 17 88-02	Stud Ball
58	532 17 04-07	Brake Yoke	131	532 17 88-03	Bracket, Cruise Damper
59	532 17 04-08	Rotor, Brake	132	532 17 88-04	Hex Nut 5/16-18 NC
60	532 14 28-83	Brake Puck	133	532 17 88-06	Damper
61	532 14 28-82	Puck Plate	134	532 17 88-08	Washer, Helical Spring Lock 5/16
62	532 14 28-87	Brake Actuating Pin	900	532 17 38-39	Transaxle Complete
63	532 17 04-10	Hfhcs 1/4-20x2 W/ Patch, Special Flange			
64	532 14 28-92	Bolt, 1/4-20 X 1 W/Patch			
65	532 17 04-11	Spacer			
66	532 17 04-12	Spring, Brake Arm Bias			
67	532 17 04-13	Sq. Hd. Bolt 5/16-24-Ribbed			

NOTE: All component dimensions given in U.S. inches
1 inch = 25.4 mm

Key No.

45 and 46 replaced by Key no. 125, Filter Assembly 532 17 04-45